



## HIGH EFFICIENCY GLASS PASSIVATED RECTIFIER

### HER1601 THRU HER1607

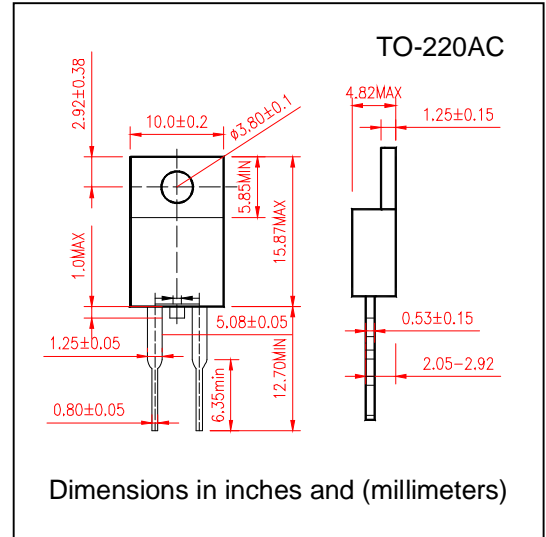
**VOLTAGE RANGE**      50 to 1000 Volts  
**CURRENT**              16.0 Ampere

#### FEATURES

- High speed switching
- Glass passivated chip junction
- Low power loss for high efficiency
- Low leakage
- High surge capacity
- High temperature soldering guaranteed
- 250°C/10 second, 0.16" (4.06mm) lead length
- Also available in reverse polarity, add the "R" Suffix, i.e. HER1601R
- Also available in an isolated package, HERF1601

#### MECHANICAL DATA

- Case: Transfer molded plastic
- Epoxy: UL94V-0 rate flame retardant
- Lead: Solderable per MIL-STD-202E method 208C
- Polarity: as marked
- Mounting position: Any, 5 in-lbs Torque Max
- Weight: 0.08ounce, 2.24 gram



#### MAXIMUM RATINGS AND ELECTRICAL CHARACTERISTICS

- Ratings at 25°C ambient temperature unless otherwise specified
- Single Phase, half wave, 60Hz, resistive or inductive load
- For capacitive load derate current by 20%

	SYMBOLS	HER 1601	HER 1602	HER 1603	HER 1604	HER 1605	HER 1606	HER 1607	UNIT
Maximum Repetitive Peak Reverse Voltage	$V_{RRM}$	50	100	200	300	400	600	800	Volts
Maximum RMS Voltage	$V_{RMS}$	35	70	140	210	280	420	560	Volts
Maximum DC Blocking Voltage	$V_{DC}$	50	100	200	300	400	600	800	Volts
Maximum Average Forward Rectified Current At $T_c=100^\circ\text{C}$	$I_{(AV)}$	16.0							Amps
Peak Forward Surge Current 8.3ms single half sine wave superimposed on rated load (JEDEC method)	$I_{FSM}$	225							Amps
Maximum Instantaneous Forward Voltage per at 16.0A	$V_F$	1.0		1.3		1.5	1.7		Volts
Maximum DC Reverse Current at rated DC Blocking Voltage at	$I_R$	$T_A = 25^\circ\text{C}$							$\mu\text{A}$
		$T_A = 125^\circ\text{C}$							
Maximum Reverse Recovery Time Test conditions $I_F=0.5\text{A}$ , $I_R=1.0\text{A}$ , $I_{RR}=0.25\text{A}$	$t_{rr}$	70					100		nS
Typical Junction Capacitance (Measured at 1.0MHz and applied reverse voltage of 4.0V)	$C_J$	40							pF
Typical Thermal Resistance (Note 1)	$R_{\theta JC}$	2.5							$^\circ\text{C}/\text{W}$
Operating Junction Temperature	$T_J$	(-55 to +150)							$^\circ\text{C}$
Storage Temperature Range	$T_{STG}$	(-55 to +150)							$^\circ\text{C}$

#### Notes:

1. Unit mounted on heatsink



# HIGH EFFICIENCY GLASS PASSIVATED RECTIFIER

HER1601 THRU HER1607

VOLTAGE RANGE 50 to 1000 Volts  
CURRENT 16.0 Ampere

## RATING AND CHARACTERISTIC CURVES HER1601 THRU HER1607

FIG.1-TYPICAL FORWARD CURRENT DERATING CURVE

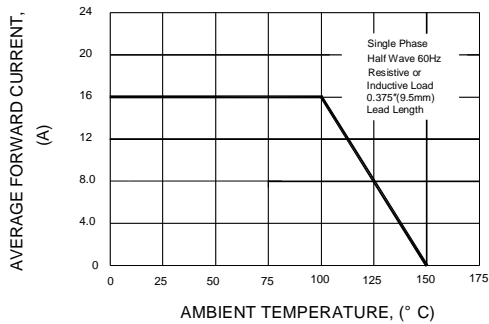


FIG.2-MAXIMUM NON-REPETITIVE PEAK FORWARD SURGE CURRENT

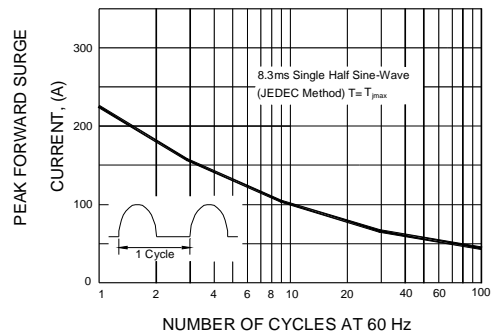


FIG.3-TYPICAL INSTANTANEOUS FORWARD CHARACTERISTICS PER LEG

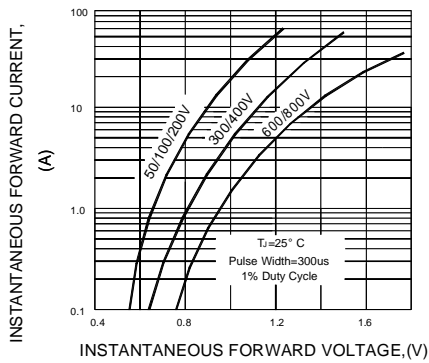


FIG.4-TYPICAL REVERSE CHARACTERISTICS PER LEG

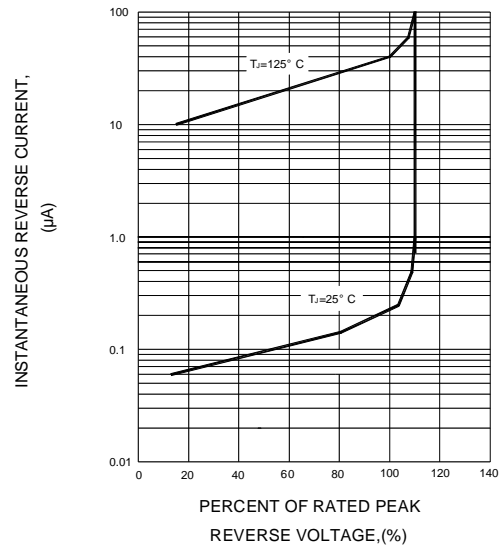


FIG.5-TYPICAL JUNCTION CAPACITANCE PER LEG

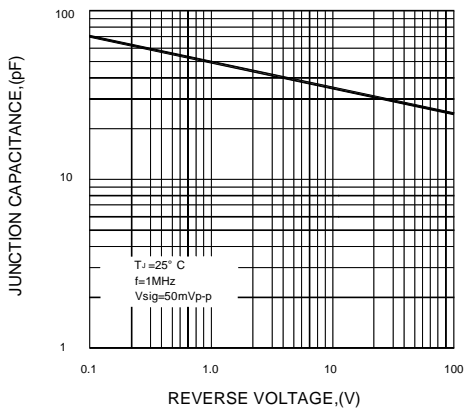


FIG.6-TEST CIRCUIT DIAGRAM AND REVERSE RECOVERY TIME CHARACTERISTIC

